



LEADING THE WAY OF INNOVATION

H3 Wafer Handling Robots

Diamond Series

The Diamond H3 series atmospheric robots represent a significant engineering advancement in the design and reliability of wafer handling equipment.

Benefiting from technologically superior components, the robots utilize ultra low inertia, high-response brushless servomotors coupled with zero-backlash Harmonic Drive® gears to achieve greatly enhanced dexterity and precision.

The innovative, all-in-one design incorporates the motion controller, servo amplifiers, and power supply within the robot's industry standard footprint.

High-strength structural members enable top, bottom or side mount configurations without compromising the system rigidity.

A 32-bit, real-time kernel delivers accurate motion profiling along smooth continuous trajectories, while the distributed control architecture allows a seamless integration with linear tracks, pre-aligners, and other sub-components.

Networkable RS-485 and Ethernet interfaces complement the standard RS-232 and teach pendant connections. Powerful native wafer handling and scripting languages facilitate rapid software development for embedding the robots into an OEM application environment.

Comprehensive emulation of legacy robot "macro" commands offers a drop-in compatibility with a wide variety of existing semiconductor tools.

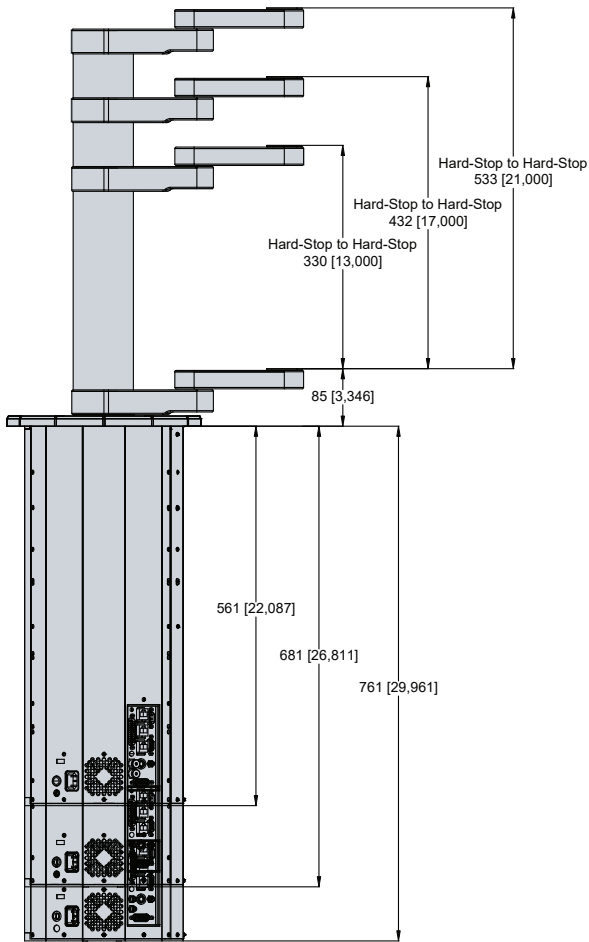


- Payload**
up to 3.31 lbs (1.5 kg)
- Encoders**
Absolute, 131072 pulse/rev
- Motor type**
Brushless, low inertia high response
- Weight**
from 55.12 lbs (25 kg) to 74,96 lbs (34 kg)
- Cleanliness**
ISO 3 (ISO14644) / Class 1 (FED STD 209E) Clean room compliant
- Operating temperatures**
50°F-104°F (10°C to 40°C)
- Facility requirements**
Voltage range
100-120VAC, 200-240VAC
- Vacuum supply**
11.8" Hg (-5.8psi) / 0.1CFM airflow
- Compliance:**
 - CE and UKCA compliant
 - Certified: TUV (IEC/UL 61010-1), KCs (KOSHA)
 - SEMI S2, S8, S22 compliant

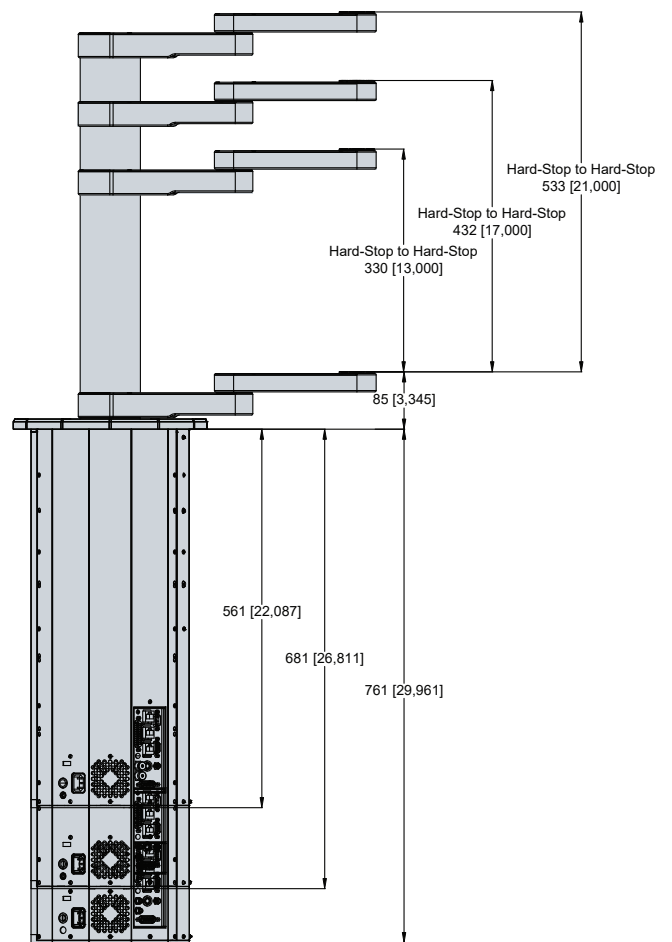
FEATURES

- **Excellent structural rigidity**
- **Modular and highly customizable design**
- **Arm length from 10.5" to 23.62"**
- **Vertical travel from 13" to 22"**
- **Fully integrated motion controller, servo amplifiers and power supply**
- **High response brushless motors and precise zero-backlash Harmonic Drive® gears**
- **Absolute encoders eliminating the initial homing procedure**
- **Handling radial and in-line equipment placement**
- **Seamless integration with prealigner, linear track and other peripheral components**
- **Standard RS-232 interface and Ethernet (Telnet) interfaces to the host computer**
- **Advance 32-bit real-time motion control kernel**
- **Powerful wafer handling firmware**
- **Comprehensive software tools and utilities**
- **Software emulation for legacy robot macro commands**
- **Optional teach pendant terminal**
- **General purpose digital inputs and outputs for custom use**
- **Reliability - MTBF > 60,000 hours (MCFB > 10,000,000 cycles)**

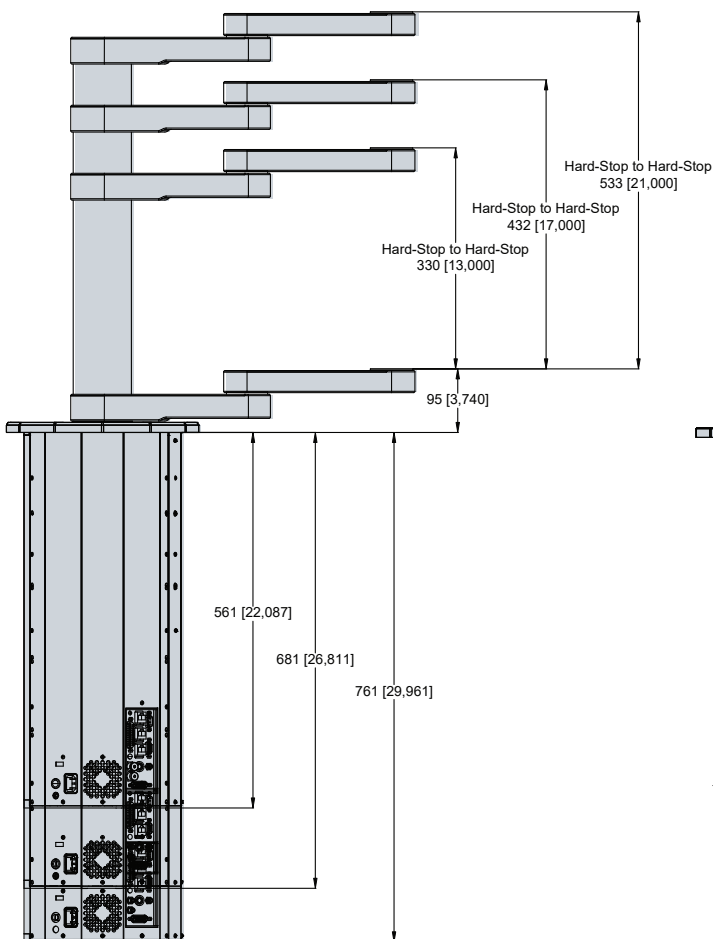
H3 - 10.5" arms with 13", 17" and 21" Z body



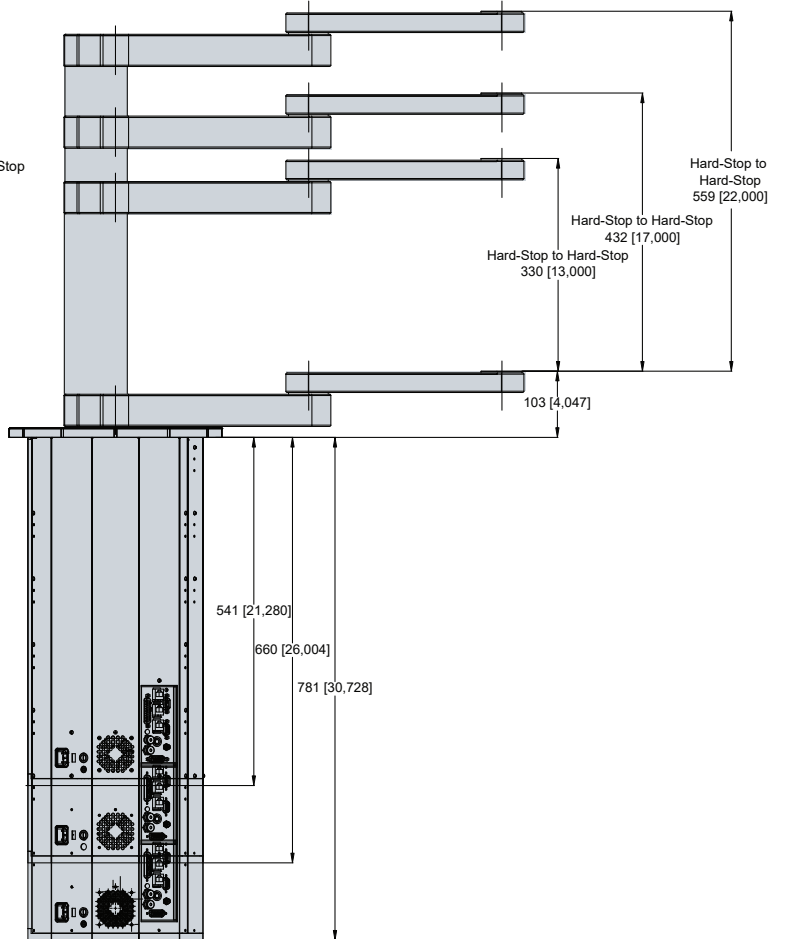
H3 - 14.4" arms with 13", 17" and 21" Z body



H3 - 17" arms with 13", 17" and 21" Z body



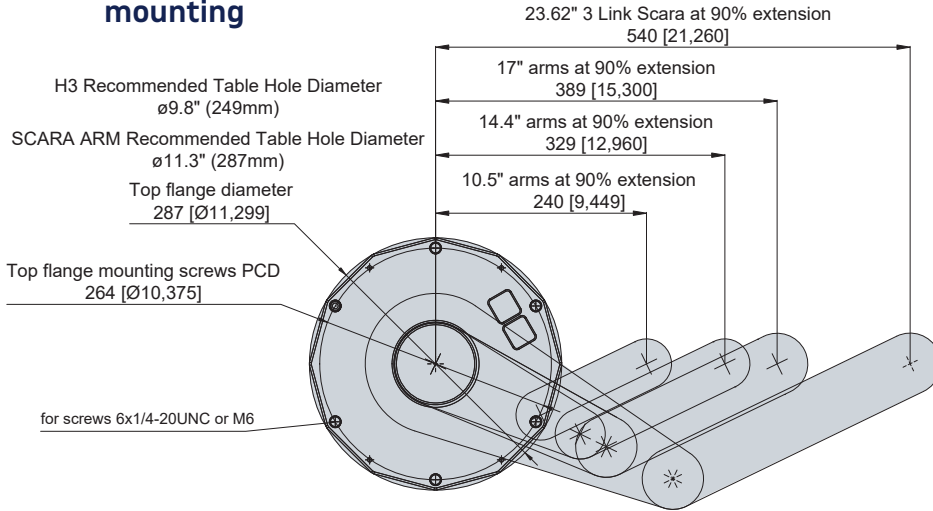
H4 - 23.62" 2 Link SCARA arm with 13", 17" and 22" Z body



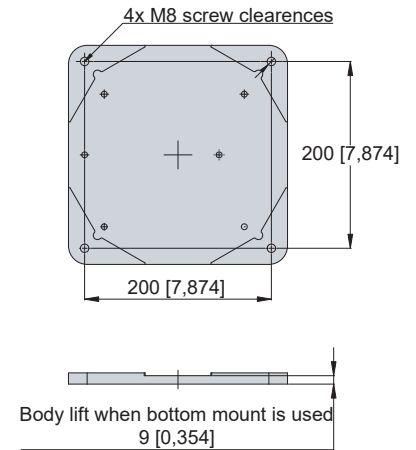
Unless otherwise specified all dimensions are in mm [inch]

Axis	Motion	Maximum velocity	Maximum acceleration	Axis Repeatability
T	> 360°	360°/s	1500°/s ²	±0.01°
R	from 10.5" to 23.62"	50 inch/s	300 inch/s ²	±0.001" (0.025mm)
Z	from 13" to 22"	18 inch/s	44 inch/s ²	±0.001" (0.025mm)

Standard top mounting

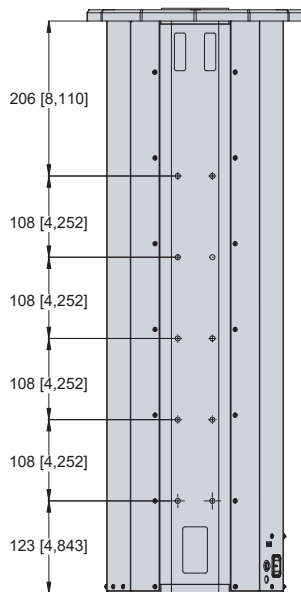


Bottom mounting interface

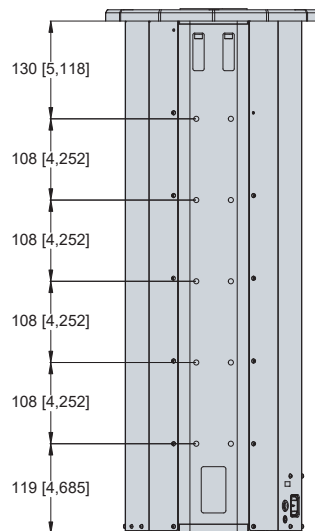


Side (Backbone) Mounting

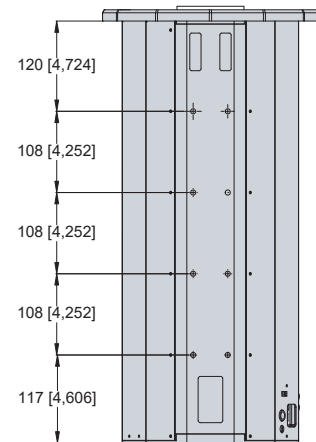
21" Z body



17" Z body



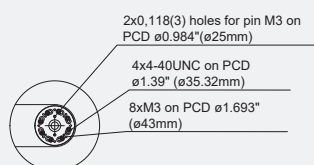
13" Z body



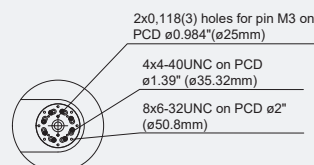
Unless otherwise specified all dimensions are in mm [inch]

End Effector Mounting Interface

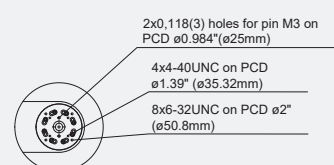
10.5" and 14.4" arms



17" arms



23.62" SCARA arms



Made in USA by Milara®, Inc. (www.milarasmt.com), Designed by Logosol, Inc. (www.logosolinc.com)